

COMPANY UP&DOWN DOWNLIGHT IN-GROUND BRICKLIGHT FLOODLIGHT BOLLARD BULKHEAD GARDEN URBAN CLASSIC URBAN MODERN POST LAMPS REFERENCES

BEPPE 400 HIGH POWER LED

LARGE SIZE



Modern luminaries made in shockproof resin material, UV rays stabilized, rust and corrosion-free. Suitable for post top and wall installation. Provided with reflective ceiling designed to host the lighting source and equipped with TÜV-CB certified, long-life and efficient **E27 high power LED lamp included.** Insulation class II, Protection rating IP65.

*Diffusore moderno realizzato in resina antiurto, stabilizzato ai raggi UV, inattaccabile da ruggine e corrosione. Idoneo per il montaggio a palo e a parete. Provvisto di soffitto riflettente progettato per accogliere la sorgente luminosa e fornito completo di **lampada a LED E27 ad ALTA POTENZA**, certificata TÜV-CB di lunga durata ed elevata efficienza. Classe di isolamento II, grado di protezione IP65.*



P50.000.H1L

E27 HIGH POWER LED

INDOOR & OUTDOOR USE

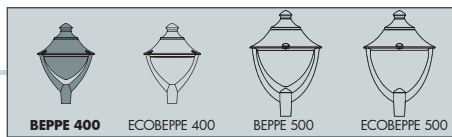
+80°C
-30°

90%
HUMIDITY

VOLTAGE SURGE RESISTANT

DRIVER SILICONE PROTECTION





BEPPE 400 HIGH POWER LED - COMPONENTS

IP65



ROOF made of shockproof resin material, UV-rays stabilized, rust and corrosion-free.

TETTO realizzata in resina antiurto, stabilizzata ai raggi UV, inattaccabile da ruggine e corrosione.

High temperature resistant reflective **CEILING** made of shockproof resin material. Provided with E27 lampholder and equipped with **HIGH POWER LED lamp**. Designed to host and protect the lighting source, granting its safe and quick installation.

SOFFITTO riflettente realizzato in resina antiurto ad alta resistenza al calore. Fornito completo di portalampana E27 e provvisto di lampada a LED ad **ALTA POTENZA**. Progettato per accogliere e proteggere la sorgente luminosa e per garantirne una veloce e sicura installazione.

DIFFUSER made of UV-rays stabilized polymethylmethacrylate (PMMA), one piece only, available in clear or opal colour.

DIFFUSORE realizzato in polimetilmetacrilato (PMMA) stabilizzato ai raggi UV, un pezzo unico, disponibile in colore trasparente o opale.

CAGE for post top installation complete with connection ring (one piece only) to be fixed on the luminaries diffuser.

BIPODE in un unico pezzo completo di anello di connessione da fissare sul diffusore dell'apparecchio.

BEPPE 400 HIGH POWER LED

P50.000 *



Dimensions and weight

Height: 420 mm
Diameter: 480 mm
Weight: 4 Kg
Junction to support: Ø 60 mm
Area expose to wind pressure: CxS = m² 0,1449

Moulded colours:

Black White Grey

Diffuser PMMA:



Clear Opal

HIGH POWER LED



- **COST SAVING:** long-life and efficient LED light source.
- **BUILT-IN DRIVER:** quick and easy lamp replacement
- **GREAT FLEXIBILITY:** E27 standard lamp holder.
- **FUTURE-PROOFED LUMINARIES:** performances easy to upgrade to latest technology developments.
- **SUITABLE FOR OUTDOOR USE:** built-in driver fully protected against heat and humidity by silicone paste.

Luminaries equipped with TÜV-CB certified, long-life and efficient **E27 high power LED lamp**, granting the same luminous flux of traditional SON/HQI lighting sources. The lamp can be quickly and easily replaced, making the luminaries maintenance very simple.

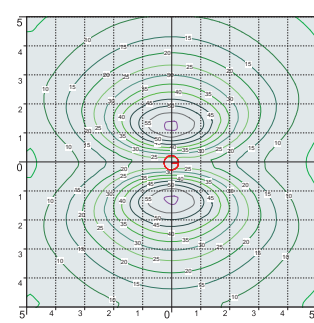
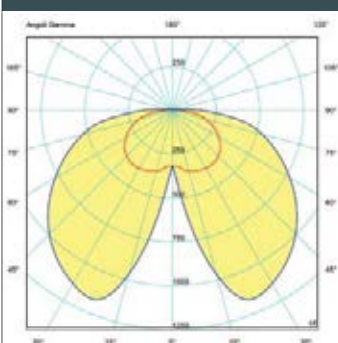
		100 - 240 V		*ADD. SUFFIX	
E27		30 W	3500 Lm	4000 K	.Q1L
				3000 K	.Q1R
E27		50 W	5300 Lm	4000 K	.H1L
				3000 K	.H1R


LED LAMPS



Technical details on page 552.

PHOTOMETRIC DATA SAMPLE - BEPPE 400 HIGH POWER LED






SAVE -40%

HIGH POWER LED 50W
(power consumption)

Area: 10x10mt
Height: 3,5mt
21 lux

=



HQI 70W
power consumption =84W

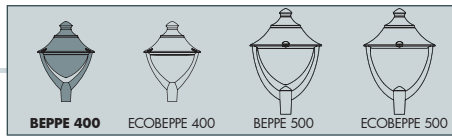
* ADD THESE SUFFIXES TO THE REFERENCES MENTIONED IN THE CATALOGUE

COMPANY
UP&DOWN
DOWNLIGHT
IN-GROUND
BRICKLIGHT
FLOODLIGHT
BOLLARD
BULKHEAD
GARDEN
URBAN CLASSIC
URBAN MODERN
POST
LAMPS
REFERENCES

BEPPE 400

LARGE SIZE





NEW LOT/BEPPE400
P50.115

Pcs 1
Kg 5,3
mc 0,119

BEPPE400
P50.000

Pcs 1
Kg 5
mc 0,113

EKTOR 2500/BEPPE400
P50.361.000

Pcs 1
Kg 29,3
mc 0,256

EKTOR 3000/ BEPPE400	AKILLE 3000/ BEPPE400
P50.364.000	P50.414.000
Pcs 1 Kg 32,7 mc 0,282	

EKTOR 3500/ BEPPE400	AKILLE 3500/ BEPPE400
P50.367.000	P50.417.000
Pcs 1 Kg 36,1 mc 0,309	

EKTOR 4000/ BEPPE400	AKILLE 4000/ BEPPE400
P50.371.000	P50.421.000
Pcs 1 Kg 39,5 mc 0,335	

COMPANY
UP&DOWN
DOWNLIGHT
IN-GROUND
BRICKLIGHT
FLOODLIGHT
BOLLARD
BULKHEAD
GARDEN
URBAN CLASSIC
URBAN MODERN
POST
LAMPS
REFERENCES